

Sensor Tap Specification Sheet



Hands free sensor taps.



Hands-free sensor tap

The Billi sensor taps have a unique electronic sensor built into its spout which automatically detects hand movement in the hand washing zone and shuts off as soon as you move your hands away reducing water wastage.

Style Options

Available in wall and bench mounted tap options, the versatile KwikWash I Series taps are ideal for use in many situations including Medical, Food Preparation, Aged Care, Domestic Bathrooms, Childcare, Schools & Colleges, Commercial Washrooms, Portable Site Buildings, Retail Shops, Fast Food Outlets, Mobile Food Vending and many more.

Power Options

Easy to install, with options of mains or battery power supply, Billi Sensor Taps allow you to control your water efficiency, conserve energy and reduce your costs without compromising on quality and reliability.



Disability conscious design

User friendly and ergonomically designed, the Billi Sensor taps conform to current Australian Standards for ease of use by persons with a disability.

Choice of finishes

Hands-free and Wall Mounted Sensor Tap available in Chrome, Brushed Chrome, Matte Black and Brushed Brass.



Sensor Tap Specification Sheet

Specifications and guide to standard model selection

Product Number	Description	WELS rating	Height mm	Reach mm	Hole Size Required	flow rate l/min
961000	Sensor Tap Benchmount	6 Star	214.5	165.1	35	4
961100	Sensor Tap Wallmount	6 Star	83.2	45	4	

Water Supply

The Billi Sensor Tap has been tested and can operate from min 50kPa to max 700kPa. The recommended working pressure 100kPa to 700kPa. It is fitted with a 15mm BSP (int) inlet nipple. Min Flow rate: 4 litres per minute.

Power Supply

The Billi Sensor taps can be either supplied with battery or mains power.

Battery: 240VAC / 6V DC

Mains: to be connected to a 240V, 10Amp GPO.

The control box must be fitted no more than 1100mm from the tap. Transformer power supply lead is 1300mm long. All Billi Sensor Taps are supplied with wall plugs and screws.

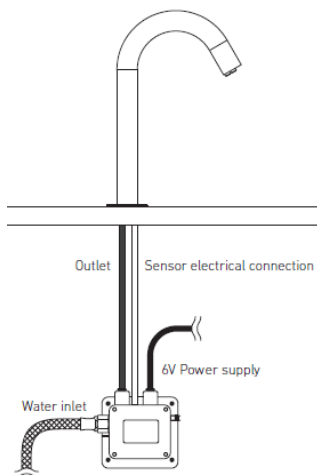
Technical Advice

Contact Billi Pty Ltd on 1800 812 321

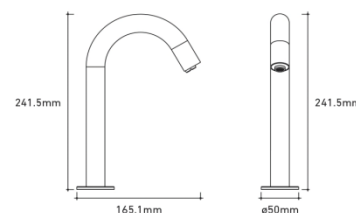
Warranty

All components of the Sensor taps are covered by a comprehensive 12 month warranty on all parts and labour.

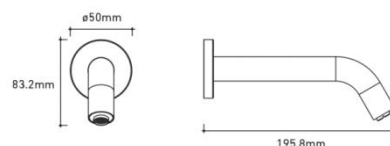
Installation Layout



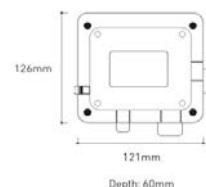
Benchmount Sensor Tap



Wallmount Sensor Tap



Control Box Diagram



Certifications

The Billi Sensor tap is manufactured under a certified quality control system. Billi Sensor taps have been tested and comply to Watermark License number 21914; C tick approved; Tested to AS/NZS ISO 9001:2000 Certificate number QEC11627; complies with AS1428 requirements for Access for the Disabled; 6 Star Wels Rated.

